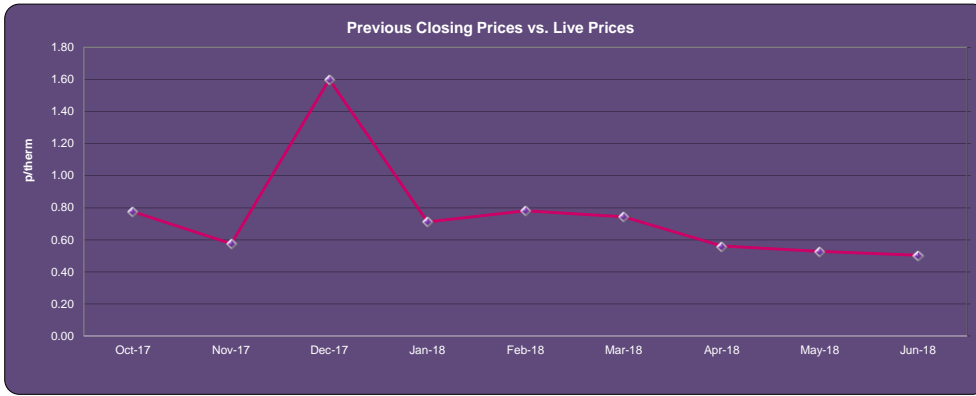


Today's Gas Price Movements

Market Commentary

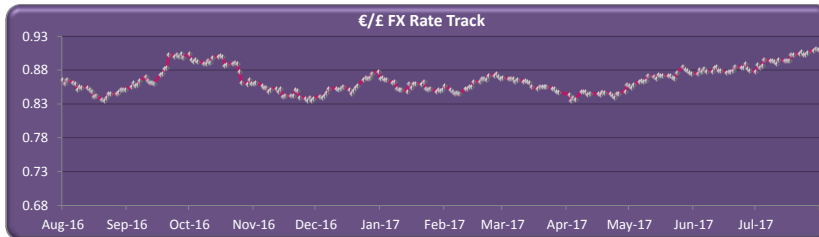


NBP prompt and curve contracts both rose on Wednesday. Cuts to Norwegian supply caused the prompt and near-curve gains. Far-curve gains were less significant due to a drop in oil towards the end of the day.

Current Gas Prices - valid until 12:00 17-Aug-17

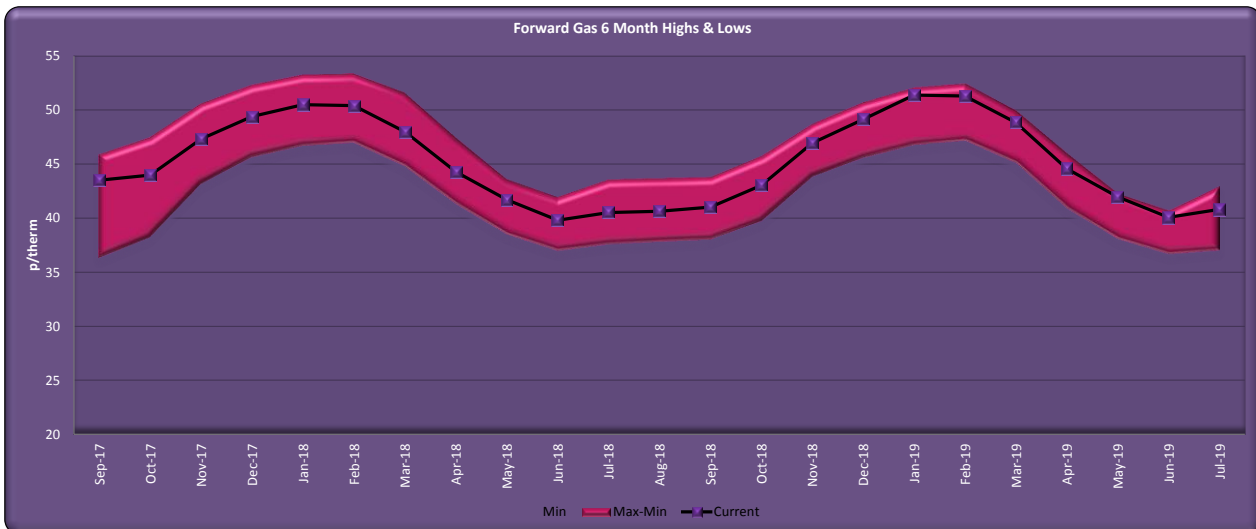
Contract	Gas Price (p/th) 16 Aug 17 (Closing)	Published Gas Price - (p/th) 16 Aug 17 (PM)	Prices Currently Available	
			Published Gas Price (p/th) - 17 Aug 17 (AM)	Difference Between Published Prices
Oct'17	43.83	43.40	44.60	1.20 ↑
Nov'17	47.18	46.80	47.75	0.95 ↑
Dec'17	49.25	49.05	50.85	1.80 ↑
Q4 17	46.75	46.40	47.75	1.35 ↑
Nov'17 - Jan'18	48.93	48.70	49.90	1.20 ↑
Nov 17 - Mar 18	48.97	48.80	49.85	1.05 ↑
Q1 18 & Nov-Dec 18	48.85	48.65	49.50	0.85 ↑
Apr'18 - Oct'18	41.42	41.25	41.95	0.70 ↑
Nov'18 - Mar'19	49.37	49.15	49.90	0.75 ↑
Q2'19	42.05	41.20	42.05	0.85 ↑

FX Rate Movements



Daily €/€ FX Rate	
17-Aug 2017	0.90993

Gas prices over the last 6 months



Final ICE Price for August 17 (p/th)
36.150

For further information, please contact paul.russell@energia.ie or ross.mcfaul@energia.ie