



Winter Ready Tips, Tricks and Advice

to help support and inform our customers through
Winter 22-23



enÉrgia

We understand that this is a difficult time for many who are worried about paying their bills. During winter, energy use increases with darker and colder days. In this guide, we've provided some information to help you prepare for winter, and how we, and other organisations, can help support you or your loved ones through this time.

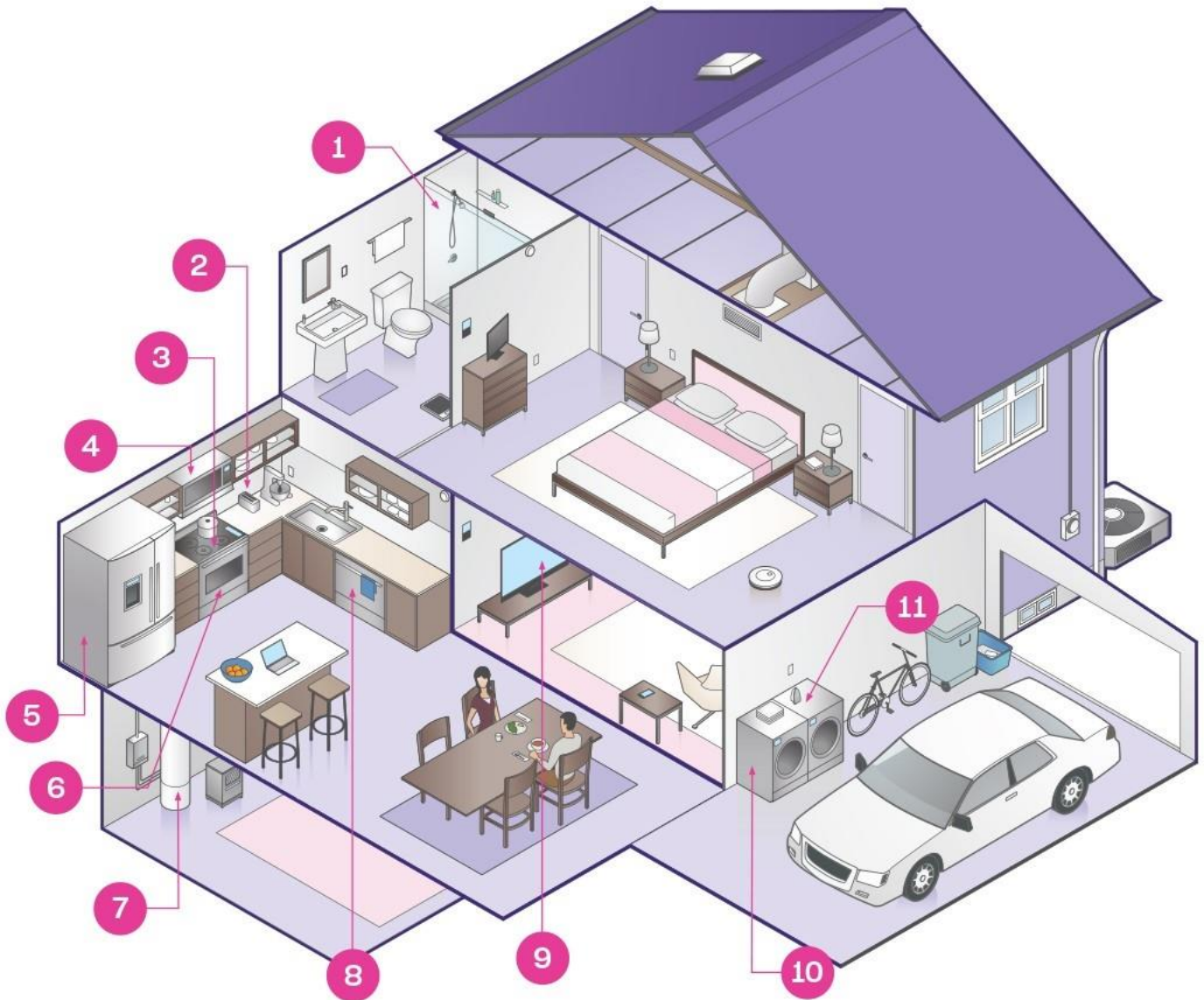
Page No.	Topic
3 - 4	Know the cost of appliances
5 - 6	How does Energia support vulnerable customers?
7 - 8	How can I use lights more efficiently during winter?
9 - 11	How can I reduce energy use in the kitchen?
12 - 13	How to reduce energy when doing the washing?
14 - 15	How can I invest to future-proof my home?
16 - 18	How can I use my tumble dryer more efficiently?
19 - 21	How can I reduce my energy when working at home?
22 - 24	Are there free things I can do to reduce my energy usage?
25 - 26	What is the best time to charge my electric vehicle?
27 - 29	How can I use smart meters to reduce my usage?
30 - 31	What smart home products can help me reduce usage?
32 - 34	What are the Government doing to support people?
35 - 37	Are there grants available for home energy upgrades?
38 - 39	How does Level Pay and Fast Pay work?

If you find this guide useful, please share with your friends and family to help them too.



Winter Ready

Know the average cost of popular household appliances



- | | | |
|--|---|---|
| 1 Power Shower
€3.33 per hr | 5 Fridge/Freezer
€0.10 per hr | 9 42 inch LCD TV
€0.04 per hr |
| 2 Bread Toaster
(4 Slice) €0.68 per hr | 6 Oven
€0.58 per hr | 10 Washing Machine
€0.19 per hr |
| 3 Electric Hob
- €0.74 per hr | 7 Immersion
€1.67 per hr | 11 Tumble Dryer
€1.30 per hr |
| 4 Microwave
€0.65 per hr | 8 Dishwasher
€0.50 per hr | |

What things in my home use the most energy?



Appliance Type	Average Energy Usage (Wattage)	Running costs per hour	Cost breakdown example
Power Shower	9000	€3.33	10 minute shower = €0.56
Tumble Dryer	3500	€1.30	15 minutes of drying = 0.19
Hand Wash Oversink Water Heater	3000	€1.11	15 minutes of water heating = €0.28
Electric Heater Fan	2500	€0.93	1 hour of heating = €0.93
Steam Iron	2350	€0.87	1/2 hour of ironing = €0.43
Immersion	4500	€1.67	2 hours to heat tank = €3.34
Electric Kettle	2100	€0.78	5 minutes of kettle boiling = €0.06
Hair Blow Dryer	2000	€0.74	1/2 hour drying hair = €0.37
Electric Hob	2000	€0.74	1 hour of cooking = €0.74
Bread Toaster (4 Slice)	1850	€0.68	10 minutes of use = €0.11
Microwave	1750	€0.65	5 minutes of microwave use = €0.05
Induction Cooktop	1700	€0.63	1 hour of cooking = €0.63
2 Ton Air Conditioner	1650	€0.61	4 hours of air conditioning = €2.44
Oven	1575	€0.58	1 hour of cooking = €0.58
2 Ton Inverter Air Conditioner	1500	€0.56	4 hours of air conditioning = €2.24
Air Fryer	1500	€0.56	30 minutes using air fryer = €0.28
Electric Mower	1500	€0.56	1 hour of mowing = €0.56
Espresso Coffee Machine	1400	€0.52	15 minutes of use = €0.13
Dishwasher (C rated)	1500	€0.65	Standard 65° Cycle
Washing Machine (C rated)	1000	€0.43	Standard 40° Cotton Wash
42 Inch LCD TV	120	€0.04	1 hour of TV = €0.04

How are these costs calculated?

Formula to calculate usage:

- Divide wattage by 1,000 to get the kWh figure → Multiply by the unit rate (0.37c) to get the wattage use per 1 hour → Divide again by 1,000 to get the cost per 1 hour
- Example: $9,000/1000 = 9$ (kWh) $\times 0.37 = 3330$ cents / 1000 = €3.33 per 1 hour power shower

- The wattage shown above is an average across brands and devices.
- Usage costs will vary based on device brand and energy rating.
- Costs shown reflect Energia unit rates (0.37c) for electricity in-contract customers from the 7th October 2022.
- These figures are compiled as a guide only, to help spread awareness of what your energy usage may cost and to explain which appliances will affect your bill the most.

WINTER READY

How does Energia support vulnerable customers?



WINTER READY

We have a Priority Service Register for customers who are critically dependant on electrical equipment...



WINTER READY

...and a Special Service Register for customers vulnerable to disconnection due to age or health reasons.



WINTER READY

We are passionately committed to helping customers with special energy requirements.



WINTER READY

We also have unique support for customers who have sight and hearing disabilities and we can help if you're experiencing payment difficulties too.



FIND OUT MORE AT

energia.ie/winter-ready

enÉrgia

WINTER READY

How can I use my lights more efficiently during winter?



WINTER READY

Lighting can make up 11% of your annual energy costs. Small changes can help:



TIP #1

Let daylight in and reduce unnecessary lighting where possible.



TIP #2

Use sensors and timers to better manage lighting strength and duration.



TIP #3

Use LED lightbulbs which are much more efficient than standard bulbs (saving you up to €60 over their lifetime).

Smart LED bulbs are available on [SmartHomeStore.Energia.ie](https://www.SmartHomeStore.Energia.ie)



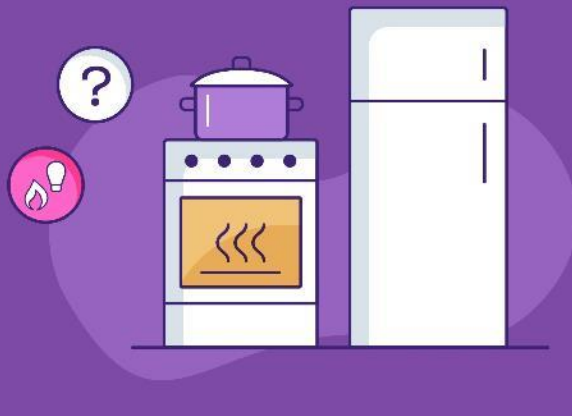
FIND OUT MORE AT

[energia.ie/winter-ready](https://www.energia.ie/winter-ready)

energia

WINTER READY

How can I reduce my energy use in the kitchen?



WINTER READY

There are a few quick and simple things you can do:



TIP #1

Use the microwave (*€0.02 per hour*) instead of the oven (*€0.68 per hour*).



TIP # 2

Use lids on saucepans to speed up cooking times and steam your veg over a pot that's already in use.



TIP # 3

Use a slow cooker - 6 hours can cost as little as €0.55c, whereas an oven could cost €3.49.

That's a saving of 84%!



TIP # 4

Use a steamer - they enable you to cook your whole meal on one hob and save nutrients.



TIP #5

Switch off your oven 5 mins early - it should retain its heat. Always ensure your food is thoroughly cooked before eating.



FIND OUT MORE AT

energia.ie/winter-ready

enÉrgia

WINTER READY

What is the best way to reduce energy when doing washing?



WINTER READY

There are a few small things you can do to make an impact:



TIP #1

Use a cold rinse, wash at lower temperatures and opt for full loads to conserve energy.



TIP #2

Separate out light and heavy items to limit motor stress and keep the filter clear.



TIP #3

Use dryer balls to reduce dry time by up to 25%.



FIND OUT MORE AT

energia.ie/winter-ready

WINTER READY

How can I invest to future-proof my home?



WINTER READY

There are lots of ways to invest now to save in the longer-term:



TIP #1

SEAI have grants to help you make your home more energy efficient. We could help you apply for funding up to €35k.



TIP #2

Solar panels can help you reduce your electricity bills. They could meet around 60% of your annual hot water needs and there are grants available.



TIP #3

CFLs are 80% more efficient than standard bulbs and LEDs are even better.



FIND OUT MORE AT

energia.ie/winter-ready

enÉrgia

WINTER READY

How can I use my tumble dryer more efficiently?



WINTER READY

Tumble dryers are big energy guzzlers – an hour of use can cost you €1.30 per hour.



WINTER READY

Here are some pro tips to shorten your dry time:



TIP #1

Try to lessen your use by washing clothes in the evening and using a drying rack overnight.



TIP #2

Get as much moisture as possible out of clothes by using your washing machine's spin cycle.



TIP #3

Clean your filter between every use and untangle clothes and bedding as you go to boost efficiency.



TIP # 4

Use dryer balls *(or a tennis ball!)* to reduce your drying time by up to 25%.



FIND OUT MORE AT

energia.ie/winter-ready

enÉrgia

WINTER READY

What is the best way to reduce my energy use when I work from home?



WINTER READY

There are some quick and simple ways to reduce your WFH energy use:



TIP #1

Turn off plugs and use energy saving mode on your laptop or computer.



TIP # 2

Use a flask to cut down on kettle boiling.



TIP # 3

Turn the thermostat down and layer up – 1° less could cut your overall heating usage by up to 10%.



TIP # 4

Bleed radiators to maximise their efficiency and turn them off in unused rooms.



TIP #5

Check if you qualify for tax relief to help with heating and electricity costs.

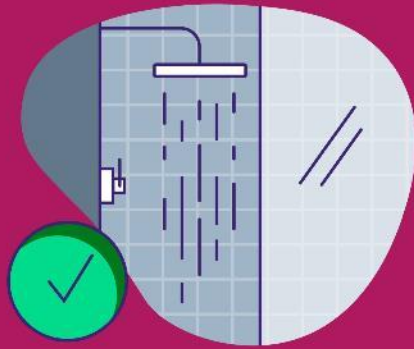


FIND OUT MORE AT

energia.ie/winter-ready

enÉrgia

Are there some free things I can do to reduce my energy use?



TIP #1

Turning your thermostat down by just 1° could cut your overall heating usage by up to 10%.



TIP #2

Opt for showers over baths - showers are 5 times more energy efficient.



TIP #3

Bleed your radiators to keep them working at their best.



TIP #4

Turn non-essentials off at the plug and avoid stand-by modes.



TIP # 5

Use the microwave
(€0.02 per hour) instead of
the oven (€0.68 per hour).



FIND OUT MORE AT

energia.ie/winter-ready

enÉrgia

WINTER READY

What is the best time to charge my electric vehicle?



TIP #1

To be more energy efficient, charge between:

- *Midnight and 9am*
in the summer.
- *11pm and 8am*
in the winter.



TIP #2

Our Energia electric car energy plans give you a reduced night rate.



TIP #3

Day unit rates are
47.77 c/kWh vs Night unit
rates at 13.75 c/kWh...



TIP #4

So, right now, your
estimated annual bill
would be:

Dual Fuel	€3,285
Electricity	€1,588



* T&Cs and early termination fee apply.
Offer subject to change. See [Energia.ie](https://energia.ie) for more details.

FIND OUT MORE AT

energia.ie/winter-ready

energia

WINTER READY

How can I use smart meters to reduce my usage?



WINTER READY

Smart meters can help you reduce your energy use because – unlike normal meters – they provide the option to have a smart tariff energy plan.



WINTER READY

This means you can make the most of the time bands throughout the day...



WINTER READY

... which gives you the option to save if you avoid energy usage at peak times...



WINTER READY

...and switch to using the dishwasher and charging your electric car at night.



WINTER READY

So, you can manage your usage better and reduce your bills.



FIND OUT MORE AT

energia.ie/winter-ready

enÉrgia

WINTER READY

What smart home products can help me reduce my energy use?



WINTER READY

Smart home thermostats and radiator valves can help you control and reduce your energy use effortlessly.



WINTER READY

Smart plugs shut down devices when they aren't in use – instead of standby modes.



WINTER READY

A smart home lighting system lets you control the output of your LED bulbs (and LEDs use 90% less energy than traditional incandescent bulbs).



WINTER READY

Our Energia Smart Home store has a host of smart kit and bundles to help you reduce your energy use.

> SmartHomeStore.Energia.ie



FIND OUT MORE AT

energia.ie/winter-ready

enÉrgia

WINTER READY

What are the government doing to support people during the current energy crisis?



WINTER READY

Here is a list of some government-led support that you might be able to access:



WINTER READY

Household Benefits Package (HBP)

Designed to help with the costs of electricity or gas bills.



WINTER READY

Fuel Allowance

A payment to help with the cost of heating your home during the winter months.



WINTER READY

Free Energy Upgrade Scheme

Delivering fully-funded home energy upgrades to homeowners who receive certain welfare payments.



WINTER READY

All Government benefits
have certain criteria that
must be met to be eligible.



FIND OUT MORE AT

energia.ie/winter-ready

enÉrgia

WINTER READY

Are there government grants available to help with energy efficiency upgrades?



WINTER READY

Yes, there are great schemes and grants to help with energy upgrades and home retrofits:



WINTER READY

All Government benefits have certain criteria that must be met to be eligible.

You could access:



WINTER READY

Heat Pump Systems

Grant of €4,500 – €6,500



WINTER READY

Solar Hot Water

Grant of €1200



WINTER READY

Internal Insulation

Grant of €1,500 to €4,500



WINTER READY

Floor Insulation

Grant of €3,500



WINTER READY

Our Energia Cosy Homes scheme can guide and advise you every step of the way. We can sort a deep retrofit for your home and help you apply for funding of up to €35k.



FIND OUT MORE AT

energia.ie/winter-ready

enÉrgia

WINTER READY

How does Level Pay and Fast Pay work?



WINTER READY

Level and Fast Pay are designed to give you better flexibility and control over how you pay your energy bills.



WINTER READY

Fast Pay is a quick and easy way to make an advance payment online towards your bill – so you can build up credit towards your next one.



WINTER READY

Level Pay acts like a balancer and buffer – we'll monitor your usage and suggest bi-monthly payments to spread out the cost...



WINTER READY

So, you shouldn't receive any bill shocks.



FIND OUT MORE AT

energia.ie/winter-ready

enÉrgia

FIND OUT MORE AT

energia.ie/winter-ready

enÉrgia